




Featured Products Guide

Better lighting for
people and planet.





At Eagle Lighting, we're here to brighten up your life.

Our lighting solutions provide a positive experience for everyone. From the end-users, who need quality lighting for healthy and productive environments, to building owners and facility managers, who get an energy-efficient, sustainable, and easy-to-control solution.

All project stakeholders get something they won't find anywhere else: genuine local manufacturing coupled with expert advice and a comprehensive portfolio of luminaires.

At Eagle Lighting, our collaborative approach, local technical expertise, and decades of experience come together to create lighting solutions that deliver exceptional results for everyone.

Our featured products range is characterised by being locally manufactured to meet the demands of the construction industry who require high quality product delivered to projects reliably and quickly.


Eagle lighting — making the world a brighter place, for people and planet.



Our product pages contain QR codes. Please scan the code to be taken to the Eagle Lighting website to learn more about each product.

Circadia

A new premium office lighting option designed for workplace wellness, productivity and sustainability.



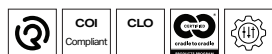
With its dual light component design consisting of a diffuse element and a central array of optical chambers, Circadia provides premium quality, low-glare illumination for the modern workplace. Delivers a sense of comfort, wellbeing and harmony for occupants with minimal energy consumption.

- Achieves ideal vertical illuminance levels with high Circadian Stimulus (CS) and Circadian Lighting (Cla) values.
- Exceeds BCA 2019/J6 requirements via optimised beam distribution.
- Ideal for asset owners looking to achieve or enhance the WELL, Green Star, NABERS or other sustainability performance rating of their buildings.
- Constant Light Output (CLO) as standard across the range.
- Only 60mm thickness - ideal for where limited ceiling depth is a concern.
- Organic Response Sensor Node 3 (SN3) is the standard sensor control offering with the Circadia fixed-CCT variants.



Educo Vitality

Designed for educational facilities, Educo Vitality is the first luminaire in the Southern Hemisphere to receive Cradle to Cradle Certification.



Creating a comfortable environment for teaching and learning, Educo Vitality is a new high performance, exceptionally low-UGR luminaire engineered with ease of installation in mind.

- Educo Vitality is the first luminaire in the Southern Hemisphere to receive Cradle to Cradle Certification (C2C).
- Designed to achieve WELL and Greenstar certifications, along with obtaining a high NABERS rating.
- Constant Light Output (CLO) is standard on DALI variants and Organic Response models.
- Standard non-dim, DALI and Organic Response SN3 options are readily available.



Aureled

Perfectly uniform direct light distribution and superior thermal properties to enhance both system efficiency and the life of the luminaire.



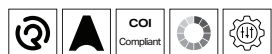
Demanding commercial lighting applications require lighting solutions and luminaires with outstanding performance characteristics. With the conscious decision of light quality and performance in mind Aureled delivers across a range of applications.

- The advanced glare-reducing delta diffuser and combined masking agent eliminates any distracting LED micro points and controls luminance distribution at critical viewing angles. Aureled delivers enhanced glare-free lighting solutions.
- The shallow profile of Aureled is the perfect solution in ceiling spaces where recess depth is confined.
- Tuneable White available.
- Organic Response enabled.




OmniPOD Linear 150/300

OmniPOD represents a step change in LED technology design using optical pods surrounded by a diffused layer of infill light to deliver revolutionary performance.



OmniPOD Linear 300



OmniPOD Linear 150

The upgraded and extended OmniPOD family is the first luminaire group of its generation to fully adopt the potential of tuneable LED light source technology in support of the human biological impact of light, creative lighting design, and personalised lighting profiles.

Designed, tested, and manufactured in Melbourne - with 90% of components purchased from Australian companies - the OmniPOD family meets or exceeds industry standards regarding light quality, life cycle, sustainability, and reliability.

- Black/white pods, black/white body available.
- All DALI versions of OmniPod Linear are enabled with Constant Light Output (CLO) capability as standard for lifetime enhanced energy conservation.
- Tuneable white available.
- Available in fixed CCT versions and tuneable white DUO¹ and DUO² function modes, OmniPOD Linear can be controlled by either Organic Response SN3, DALI DT8 or CASAMBI wireless.
- Air handling option available.

OmniPOD Linear 150

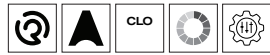


OmniPOD Linear 300



OmniPOD Square

Designed, tested & manufactured in Australia, OmniPod 6x6 Square and 2-Row are engineered to advance lighting performance & the biological impact of light.



OmniPOD 6x6 Square



OmniPOD 6x6 2-Row

OmniPod 600x600 captures the full capability of digital light source LED technology to deliver revolutionary performance and adaptability for all commercial lighting projects.

The ideal solution for the creation of enhanced visual environments in commercial spaces, offices and boardrooms.

- While controlling glare, delivers functional task light without compromising spacing ratios in the ceiling grid. The infill light provided from the surrounding diffuser panel provides the vital biological balance of infill vertical illumination.
- The increased vertical and enhanced task illumination, along with the visual interest, ensures the lighting environment created by OmniPOD 600x600 will support and enhance the experience for people occupying a space.
- Recess depth in the ceiling cavity is contained to 38mm without compromising glare limitation capability.
- DALI versions Constant Light Output (CLO) enabled as standard for lifetime enhanced energy conservation.
- Easy to install and available for all T-Bar ceiling configurations. Designed for individual grid array spacings.
- Plaster Recessed via recessing kit
- Surface mounting via slim surface mounting kit.
- Air handling option available.

OmniPOD 6x6 Square

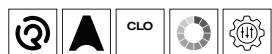


OmniPOD 6x6 2-Row



OmniPOD Downlight

This linear downlight sub-range shares the same visual and functional design details with the OmniPOD Linear, expanding the family to create a complete indoor lighting solution.



OmniPOD Downlight is ideal for downlight applications or as a supporting luminaire to complement the OmniPOD Linear range where the design intent is to retain the same aesthetic and matching functionality.

- While controlling glare, delivers functional task light without compromising spacing ratios in the ceiling grid. The infill light provided from the surrounding diffuser panel provides the vital biological balance of infill vertical illumination.
- Recess depth in the ceiling cavity is contained to 50mm without compromising glare limitation capability.
- DALI versions Constant Light Output (CLO) enabled as standard for lifetime enhanced energy conservation.
- Easy to install and available for all T-Bar ceiling configurations. Designed for individual grid array spacings.
- Plaster recessed via spring clips (no tools required)
- Not suitable for air handling.
- Emergency version available on request
- Black/white pods available



Indigo Maestro

Features dual light source design to deliver optimal glare control and impressive efficacy.



Indigo Maestro Beta



Indigo Maestro Delta



A premium luminaire for use in offices, education and in healthcare applications. This is a dual-light source LED luminaire delivering impressive efficacy values and optical performance that meets and exceeds BCA J6 requirements and is also suitable for WELL and Greenstar certifications.

- Designed with human-centric lighting, glare control and high efficiency in mind.
- Low glare primary beam shaped by a Beta Louvre (Beta version) and Glare Reducing Delta Diffuser optics (Delta version).
- The indirect secondary beam created by a concealed diffuser and optimally shaped by the secondary reflector.
- Non-dim and DALI as standard.
- Exposed T-bar as standard.
- Plaster recessed and Surface mount kits are available.
- Maintained DALI and maintained non-monitored emergency options as standard. Other options may be available via customisation.
- Restraint kit available.

Indigo Maestro Beta



Indigo Maestro Delta



Silencio : Arin

Designed, tested and manufactured in Australia, Arin is a unique pendant that advances lighting performance while simultaneously reducing acoustic reverberation.



Thanks to its acoustic properties, this stunning pendant enhances interior design while helping to maintain a comfortable and compliant ambient noise level.

With an acoustic panel forming the perimeter component, cushioning a central array of curved optical chambers, Arin provides premium quality, low-glare illumination.

- Ethically sourced and manufactured in Melbourne.
- Each Arin pendant is capable of absorbing 45% of the soundwaves that it intercepts reducing the reverberant noise in a space.
- Arin provides premium quality, low glare illumination, with high colour rendering accuracy CRI90+ and options for colour changing and personalised lighting scenes.
- Exceeds BCA 2019/J6 energy efficiency requirements via optimised beam distribution.
- The Cube fabric used in Arin is manufactured locally by Autex from >60% recycled PET plastic material.
- Acoustic perimeter made from 100% polyester fibre (PET).
- Enhance your interior design with Arin by selecting from a diverse palette of refreshing, contemporary colours to suit your unique interior design.
- Arin's acoustic panel is customisable in both shape and output providing you with creative freedom for your project.



Vertex

Highly technical unique diffuser with opal appearance incorporating microprism cones for optimal deglaring performance.



The Vertex is positioned as a core, high volume solution for office and general lighting with high efficacy, exceptional lifetime and low glare values. CRI90+ as standard. Also suitable for locations where COI compliance is required.

- The electronic driver is mounted to the rear of the luminaire in an isolated thermal chamber. By separating the driver, the LEDs within the luminaire are kept at their lowest possible operating temperature - this ensures that the Vertex can offer the longest possible lifetime.
- The combination of a Delta diffuser and a V-shaped internal reflector is used for optimal beam shaping.
- Exposed T-bar as standard with other options being available.
- Air handling option available.
- DALI and non-dimming versions as standard. Organic Response, Tunable White (DALI Type 8) are available as options. Other options may be available through customisation.
- Narrower variants (100mm, 150mm, 200mm) available via customisation.
- Wipe down version available via customisation.
- Plaster recessed and surface mount kits are available.
- Restraint kit available.



Multifive

Classic beta opti louvre using double parabolic reflectors in each cell grid. Light is precisely distributed in a batwing form providing low glare.



The Multifive LED is a low glare, high efficacy, CRI90+ recessed fitting with COI compliance. The latest generation of this successful luminaire is the perfect choice for ensuring everyone working within the office environment enjoys the benefits of a comfortable and visually pleasing workspace.

- The double parabolic Beta louvre provides unrivaled glare and luminance control to ensure optimal luminance. The louvre consists of double parabolic side and cross reflectors with excellent reflection characteristics. The reflectors distribute the light with precision in a classical batwing form and with exceptionally low glare.
- Non-dim and DALI as standard. Various control options readily available via customisation, including Organic Response and Tuneable White.
- Maintained DALI and maintained non-monitored emergency options as standard. Other options may be available via customisation.
- T-bar as standard with other options being available.
- Air handling option available.
- Restraint kit available.



Enviro Evoline 300/600

The Enviro Evoline has been designed to meet the demanding requirements for office lighting in Australia and New Zealand.



Enviro Evoline 600



Enviro Evoline 300



With its sleek, minimal and modern look it has one of the best vertical illuminance performances within the Eagle Lighting family of recessed luminaires. The molded end caps, which seamlessly join the diffuser to the body complete this locally designed, tested and manufactured luminaire.

- The extruded central diffuser offers good glare control whilst the curved back reflector spreads light to achieve a wide beam without causing glare and to help reduce contrast on the ceiling.
- T-bar as standard.
- Plaster Recessed and Surface Mounted kits available as standard options.
- Non-dim and DALI as standard. Various control options readily available via customisation, including Organic Response and Tuneable White.
- Air handling option available.
- Restraint kit available.

Enviro Evoline 300



Enviro Evoline 600



Evoline Concealed Air

Completely invisible concealed air slots deliver exceptional performance air flow & acoustics in addition to lighting.



The air slots in the Concealed Air variant, completely invisible due to the unique design, deliver an exceptional performance in terms of both airflow and noise figures, as demonstrated by accredited laboratory test results.

- One of the best vertical illuminance performances within the Eagle Lighting range of recessed luminaires.
- The extruded central diffuser offers good glare control whilst the curved back reflector spreads light to achieve a wide beam without causing glare and to help reduce contrast on the ceiling.
- Non-dim and DALI as standard. Various control options readily available via customisation, including Organic Response and Tuneable White.
- Maintained DALI and maintained non-monitored emergency options as standard. Other options may be available via customisation.
- T-bar as standard.
- Plaster Recessed and Surface Mounted kits available as standard options.
- Restraint kit available.



RapidLED

Eagle Lightings high performance core indoor batten approved for VEET and IPART lighting upgrade projects.



Ease and speed of installation was the key concept in developing the RapidLED. Installing and servicing the product can be performed extremely quickly and efficiently thanks to the unique locking mechanism that holds the diffuser securely in place and releases it with a single push using the provided release tool.

- Opal diffuser.
- Non-dim and DALI as standard. eSense SmartSwitch and eSense Detect available as options (1200mm versions only).
- Maintained DALI and maintained non-monitored emergency options (1200mm versions only).
- Wireguard frame available.



Concava

Concava is an aesthetically pleasing surface-mounted overbed light, designed for hospitals, aged care and nursing homes.



In the budget-constrained medical sector, Concava is an aesthetically pleasing surface-mounted overbed light, designed for hospitals, aged care and nursing homes.

Designed, tested and manufactured in Australia, Concava is engineered and purpose-built to meet the requirements for healthcare applications.

- Premium in style, shape and construction, Concava is constructed from single piece extruded aluminium and coated with an antimicrobial powder coat finish providing an exceptional aesthetic appeal.
- An internal reflector system and light-guiding optical layer, coupled with clear acrylic outer diffusers, offer premium lighting control while allowing for easy wipe down/bacteria control.
- Provides 3 lighting modes: Upward ambient light, downward direct (reading) light and combined upward and downward lights set at 100% for examination lighting (*).
- Installation and maintenance of Concava is simple and easy to perform.
- Optional Amber LED night light provided to optimise patient sleep and recovery.
- DALI with CLO (Constant Light Output) enabled as standard. Other options may be possible via customisation.

*For examination light levels supplementary ceiling lighting may be required depending on ward or room layout.



Cleanroom

A range of luminaires developed to meet the requirements of specialist cleanroom applications.



Cleanroom IP44



Cleanroom IP65



The Cleanroom range of luminaires has been developed to meet the requirements of specialist installations such as laboratories, hospitals and medical centres where the luminaire requires protection against contamination.

- The screwless frame is fixed to the body by floating magnets. Using a magnet to attach the frame ensures that it is easy to install and clean.
- The wipe-down Delta diffuser is made up of a micro-prism louvre in acrylic (PMMA) with a thin opal diffuser on the inside. This provides excellent glare control whilst delivering optimal lumens out of the luminaire.
- Various control options including DALI, sensor control, and Detached Organic Response Sensor (non-IP Rated) are available.
- Plaster recessed as standard. Other mounting options available via customisation.
- Non-monitored and DALI-monitored Emergency options are available.
- Non-white light options are also available on request for specialist applications.
- Antimicrobial powder coating as standard.
- Top access option is available.
- Restraint enabled.

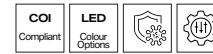
Cleanroom IP44

Cleanroom IP65



Secureroom

Suitable for diverse applications such as PC2 laboratories, hospitals, psychiatric wards, police stations, holding cells, high-security pharmaceutical manufacturing areas.



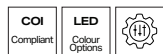
Developed to meet the stringent requirements of specialist installations where fully sealed and robust luminaires are required, the SR65L family ticks all the boxes: IP65 from all angles, rated IK10, vandal-proof and anti-ligature.

- Glare Reducing Delta Diffuser coupled with Microstructured Control Film and reinforced with a clear polycarbonate layer.
- IP65 from all angles
- Vandal-proof
- Anti-ligature
- Night Light option available.
- Surface-mounted, T-bar, Sandwich Panel versions available via customisation.
- Other CCTs and additional/alternative light sources including Green, Blue, Royal Blue, Red, Deep Red and Multicolour options are also available for specialised applications.
- Top-access option also available.
- Non-monitored and DALI-monitored Emergency options are available.
- Non-white light options are also available on request for specialist applications.
- Antimicrobial powder coating as standard.
- Restraint enabled



Pleiad G4 125/165

Manufactured in Melbourne, Pleiad 125 & 165 are the ideal choice for projects that require a more substantial diameter downlight with uncompromised technical performance FAST!



Pleiad G4 125



Pleiad G4 165

Both the Pleiad G4 125 and 165 are both high quality aesthetically pleasing downlights and manufactured in Melbourne!

Suitable for office, healthcare, and education application areas including, but are not limited to, circulation spaces, meeting rooms, waiting rooms, amenities, dining areas/canteens and open office perimeters.

- Beam distributions include medium and wide with acrylic reflector options in a matt, black or white colour.
- The total depth only 98mm, perfect for situations where obstructions in the ceiling void are present.
- Blends perfectly into a ceiling space due to an innovative technical optical solution based on Fresnel lens technology.
- Thanks to a snap-in connector, the luminaire body and the driver are quick and easy to connect.
- Designed for recessed mounting in unventilated or ventilated suspended ceilings with an IP64 rating under a suspended ceiling and IP20 above a suspended ceiling.
- The Pleiad downlight has a wide range of accessory options, including cover plates in a variety of diffuser types, edge rings in a variety of colours, retro-fits to conceal larger cutouts for refurbishments and also a trimless plaster recess kit.
- DALI versions equipped as standard with Constant Light Output (CLO)

Pleiad G4 125

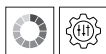


Pleiad G4 165



Pleiad Robust

Downlight with protection class IK10 for increased security. The reflector ring is fastened with a safety screw to prevent access and dismantling.



Now manufactured locally by Eagle Lighting in Melbourne, this is the ideal product choice for projects that demand a specification quality robust anti-ligature solution with a short lead time.

Suitable applications include secure healthcare facilities, private and public infrastructure, education and healthcare campus, railway stations and bus terminals, commercial and industrial projects in demanding conditions, data centres and mining.

- The highest class of impact resistance, IK10, providing the maximum level of protection against product damage.
- The luminaire reflector ring is locked and fastened with tamper-proof torx screws to prevent access and dismantling, enabling it for anti-ligature requirements.
- Designed for recessed mounting in unventilated or ventilated suspended ceilings with an IP64 rating under a suspended ceiling and IP20 above a suspended ceiling.
- The total depth of the fitting is only 98mm high.
- The luminaire body and the driver is very quickly and simply interconnected with a snap-in connector for easy installation.
- Beam distributions include Narrow, Medium and Wide with the acrylic reflector available in a matt, black or white colour.
- CLO (Constant Light Output) as standard



Cirkel Round Fixed

Cirkel is a family of versatile LED downlights for use in commercial, retail and various other indoor applications.



The full range consists of nearly 200 models with a range of power, CCT, beam and control options as well as various finish and body types to make sure you can find the right fitting for your project.

The fixed beam versions of the family are IP65 certified and exceed the requirements for wet locations such as bathrooms and shower areas.

- The Round Fixed sub-range consists of circular recessed downlights with fixed beam.
- Lens with 24°, 36° and 60° (FWHM) beam options.
- Controls: On/Off and DALI.
- A circular cutout of Ø75mm is required.
- TM21 L70 > 50,000 hours for all models in the range.
- The range is CRI 90+ with R9>50 as standard.
- CCT 4000K variants are COI compliant.
- Finish options: Black and white.



Organic Response

The ever-changing environments where people work, play and live mean that lighting expectations and demands are increasing.

With that in mind, at Eagle Lighting we collaborate closely with our clients to help them find the right control solution for their unique projects.

With a passion to push the performance of lighting, our future-orientated approach ensures that we develop luminaires that maximise the latest in technological developments, personalisation and data.

And with integration of advanced control options into our luminaires, such as our Organic Response solution, your facility can adapt seamlessly to advances in IoT technology, without the higher costs associated with legacy-cabled lighting control systems. For more information visit: <https://eaglelighting.com.au/controls>



As an 'out of the box' lighting controls solution Organic Response provides:



Plug & Play



Min/Max Levels



Wireless



Daylight Harvesting



Intuitive App



Occupancy Sensor



EnOcean/wireless/
battery-less Wall switch
Compatible



High Density
- No sensor blind spots

Sustainability at Eagle Lighting

True sustainability is a balance of environmental, social, and economic sustainability.

Eagle Lighting defines sustainability as the balance of all three objectives and seeks to achieve the best environmental and social outcomes in the context of essential commercial viability.

Our active commitment to sustainability can be seen in:

Launching Australia's first Cradle to Cradle Certified® luminaire, Educo Vitality.

Becoming first lighting company in the Southern Hemisphere to be awarded an EcoVadis 'Silver Sustainability Rating'.

Investing in a 100KW solar system for the manufacturing facility to reduce factory CO2 emission levels by at least 10% in 2021.

Deepening our commitment to local and responsible sourcing as part of our Sustainable Business Strategy.

Our Responsible Procurement Framework is integrated into our quality management system, setting a high standard for us and our suppliers. We remain accountable through ISO 9001 – Quality Management Systems.

We are certified to ISO 14001 – Environmental Management Systems.

Reviewing our waste management policies/procedures to ensure we are recycling all waste.

UN Sustainability goals



Eagle Lighting's sustainability strategy is guided by the United Nations Sustainable Development Goals (SDGs). We have identified five core SDGs that we can directly advance through our business.

For more information visit: <https://eaglelighting.com.au/about/sustainability>



The Local Experts

You can customise existing luminaires, or choose from our standard product range, to achieve the optimal lighting for your space. Eagle Lighting's expert consultants, engineers, and lighting designers work with you to take your lighting concepts from idea to reality.

Locally Manufactured

The construction industry needs partners that can be relied on — flexible, agile and innovative.

Thanks to ongoing investment in our state-of-the-art facility in Melbourne, we can manage the whole manufacturing process — from concept to installation. This ensures better quality control, greater customisation and faster production times.

This level of control also means that we can constantly adapt. When technology changes, when our processes improve,

when we shift our production philosophy, when design evolves, our clients are the ones who reap the benefit.

What does this mean for you?

Fast, efficient and accurate production, a high level of customisation, no supply-side disruptions, quality assurance, local support, and the ability to meet even the most demanding schedules. In other words, satisfaction guaranteed.

1000+

Customised product designs each year

120,000+

Light fittings locally manufactured annually




Local Solutions, Global Perspective

Being a Fagerhult Group company lets us complement our locally manufactured range with industry-leading products sourced via the global Fagerhult Group — providing our clients with a complete portfolio of best-in-class luminaires.

Having access to this network allows us to explore and leverage global and local trends in lighting, controls and connectivity solutions, while being able to implement them on the ground for our customers.

It also means we can draw on a wealth of technical knowledge and experience across an array of application areas.

We love being out on the road, holding education sessions on topical subjects from the world of lighting.

If you'd like to discover more about our educational presentations, please contact your Eagle Lighting representative or [get in touch here](#) 





**EAGLE
LIGHTING**

A Fagerhult Group Company

Contact us today

<https://eagle.lighting>

eagle@eaglelighting.com.au

Australia

Vic (Head Office)

17-19 Jets Court
Melbourne Airport 3045
(03) 9344 7444

NSW

Level 1, 71-73 Alexander St
Crows Nest 2065
(02) 9420 5799

QLD

53 Caswell Street
East Brisbane 4169
(07) 3891 0744

ACT

0411 889 406

WA (Distributor)

H.I. Lighting
(08) 9377 1322

SA (Distributor)

Buckford Illumination Group
0448 064 412

TAS (Distributor)

Southern Lighting
(03) 6231 5599

New Zealand

Auckland (Head Office)

Ground Floor,
82 Wyndham Street
Auckland Central 1010
0800 324 374

Wellington

021 597 900

Christchurch

Unit 4
107 Wrights Road
Christchurch 8024
021 655 609



MEMBER 2021/22



DESIGN
TESTED
MANUFACTURED

