

ELLE

Modular Lighting System



ELLE

Eagle Lighting Linear Extrusion

From long, unbroken lines of light to single pendants, the ELLE range is a modular linear lighting system - designed, tested and manufactured in Melbourne.

Designed with creativity and ease of installation in mind, ELLE can be configured to meet your project's unique application and interior design intent. Whether you require purely decorative accent lighting or technically perfect office lighting, the ELLE range offers a version to suit any project.

ELLE is a sustainable, energy-efficient system providing significant

advantages for developers and occupiers seeking to achieve WELL building and Greenstar Certification.

Thanks to its design and customisation options, the range is ideal for a wide variety of environments, including workplace, healthcare and education facilities, leisure/hospitality, retail/shopping centres, airport/rail circulation and commercial precinct.

Given this modular system's possibilities, we sum ELLE up in four simple words: Sustainability - Quality - Flexibility - Affordability.



Features & Benefits



Made in Melbourne.

Human-Centric design - enhancing productivity and wellness.

Suitable for both WELL v1/v2 certification pathways and Greenstar.

Quick and easy installation - helping to support projects to run on time and within budget.

Optimised spacings due to the optical design for Beta Opti, Delta and indirect capabilities.

Customisable to suit your unique project - lengths, colours and outputs available upon request.

CLO as standard - L100 provides optimised systems, less energy consumption and a lower total cost of ownership.



Technical Overview

- Single or continuous.
- Suspended, Surface-mounted or Recessed.
- Light distributions: Direct or Direct/Indirect.
- Standard nominal lengths 600mm to 2500mm, other customisable lengths available upon request.
- Optical type: Beta Opti, Delta or Opal.
- Beta Opti, Delta and Opal UGR19 compliant.
- Colour temperature: 3000K and 4000K.
- CRI90+ standard for all versions.
- COI (Cyanosis Observation Index) compliant.
- High initial and maintained colour consistency.
- Excellent lifetime figures: TM21(L80/B50) greater than >72,000hrs.
- Constant Light Output (CLO) through to 50,000hrs.
- Lighting control: DALI as standard and Organic Response wireless.



Locally Manufactured




Uncompromising Light Comfort

The diffuser type plays a crucial role in modifying a space's aesthetic and lighting characteristics, while well-designed optics avoid glare by protecting the eye from the light source.

ELLE is available with Beta Opti, Delta or Opal Optics.

By selecting from either the Beta Opti louvre or Delta prismatic optics, you can prioritise a high proportion of ambient light, providing direct only or direct/indirect and distributing vertical light towards the ceiling and walls.



An optical design for every project

Beta Opti

Optimised to create a premium lighting experience, Beta Opti is a prime candidate when specifying projects with technically demanding performance criteria.

The Beta Opti solution is based on a classic “batwing” shaped wide-beamed light distribution that spreads the light out to the sides. It is a high-performance optical system that provides premium glare-free interior lighting for modern workspaces and learning environments.

Beta Opti utilises an active louvre in which the LED module is integrated into a unit with double parabolic sides, and cross blades of satin matt metallised aluminium containing excellent reflection characteristics.

One advantage of Beta Opti is better uniformity. The light fills out between the luminaire rows without creating a luminance (bright spots) that is too high directly underneath the overhead rows of light. The mechanical shielding also enables the “holy grail” of glare-free light, which becomes almost invisible at the light source from many angles in a room.

When selecting the direct/indirect option for suspended versions, ELLE also provides an even distribution of upward light onto a ceiling, creating a pleasant ambience and smooth transition, thus eliminating the dark “cave-like” ceiling effect.



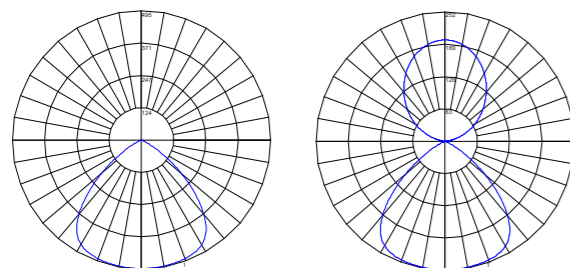
Beta Opti Suspended



Beta Opti Surface Mounted



Beta Opti Recessed



Delta

Compared to Beta Opti, the Delta diffuser appears quite different, providing a fully lit homogenous visible line of light (luminance) at the source.

Providing direction-free light, Delta utilises a micro prismatic acrylic diffuser with excellent optical properties that shield the light at critical angles by effectively minimising glare to meet UGR compliance. The indirect light is distributed through diffused openings on the upper side.

Delta direct-only and direct/indirect options are available for project lighting design optimisation.

Opal

Like Delta, the Opal option also diffuses and spreads the light from the luminaire, with the opal frosted acrylic diffuser providing a perfectly homogenous continuous visible line of light.

Opal deliberately has less technical shielding properties than Beta Opti and Delta; however, it is traditionally suited where UGR criteria vary depending on the application area as per the appropriate lighting standards.

Opal continuous linear profiles provide a striking visual aesthetic whilst being compliant for those application areas within the criteria.



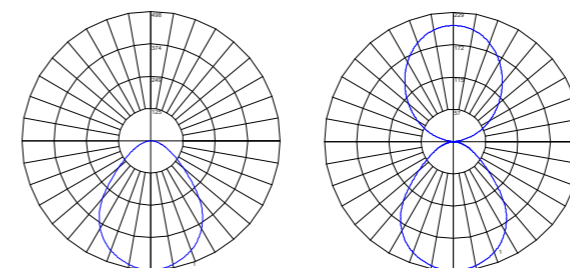
Opal Suspended



Opal Surface Mounted



Opal Recessed



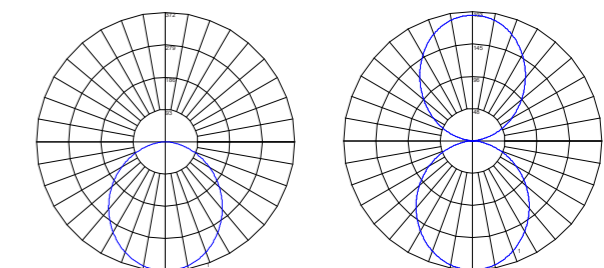
Delta Suspended



Delta Surface Mounted



Delta Recessed





Colour Selection

ELLE's standard range of colour finishes powder coated in our state-of-the-art Melbourne Manufacturing facility include:

- Black
- White
- Grey


These three colours also available in a textured powder-coated finish, with architectural metallic finishes also available upon request.



White



Black




Grey





Easy to Install

An A-Grade Solution with electrical installers in mind



Throughout the product development process, we believe it's important for modular linear systems to be supplied with straightforward instructions for the electrical installer.

ELLE incorporates a pre-wired harness with a quick connect (end-to-end clutch mechanism) male/female electrical coupler connection.

It has also been designed with a vitally important "light trap" at the joins between the diffusers so that unsightly

light leakage at the profile and optic joins does not become a feature. This aspect is crucial when considering product specifications and comparing available market options.

Ingenious wiring accessories for continuous installations, coupled with quick installation, high efficiency, and visual comfort will help to ensure that ELLE will take a position as a locally produced favourite.



Scan to watch
installation video

Smart Lighting

Helping to reduce your climate impact

Tech-savvy and environmentally conscious stakeholders demand sustainable, technological solutions that reduce energy consumption and provide sustainable spaces.









The Eagle Lighting Organic Response solution delivers a cost-effective best-in-class lighting and control system that is user and maintenance-friendly, with a connectivity SMART-ready provision.

Organic Response sensors can be supplied as standard for ELLE as a wireless in-line module and are, therefore, a true plug-and-play cable-

free system. This translates to cost savings due to enabling an efficient electrical contractor deployment of both lighting & controls in one unit of installation time (install light and control in one action).

Organic Response is an entirely wireless "plug-and-play" lighting control system that allows each individual luminaire to make lighting decisions based on the presence of occupants in its immediate vicinity, daylight harvesting based on ambient light levels, and information it receives from its neighbouring luminaires.

As an 'out of the box' lighting controls solution Organic Response provides:

-  Plug & Play
-  Wireless
-  Intuitive App
-  EnOcean/wireless/
battery-less Wall switch
Compatible
-  Min/Max Levels
-  Daylight Harvesting
-  Occupancy Sensor
-  High Density
- No sensor blind spots

Unlocking value beyond illumination

Greater functionality is available from the system via the OR cloud platform. Access is simply enabled with the addition of an IoT gateway, which then gives the user a fully connected system.

The OR connected solution offers everything 'out of the box' plus a host of features including scheduling, heat mapping via the OR Portal, reporting and

maintenance view, high-level BMS, high-level IP integration and upgradeable features over the air.

As a truly smart building requires open and interoperable systems, OR features an open API that provides two-way integration between lighting control and your smart building's ecosystem.

Install today, be ready for tomorrow.







A Fagerhult Group Company

Contact us today

<https://eagle.lighting>

eagle@eaglelighting.com.au

Australia

Vic (Head Office)

17-19 Jets Court
Melbourne Airport 3045
(03) 9344 7444

NSW

Level 1, 71-73 Alexander St
Crows Nest 2065
(02) 9420 5799

QLD

53 Caswell Street
East Brisbane 4169
(07) 3891 0744

ACT

0411 889 406

WA (Distributor)

H.I.Lighting
(08) 9377 1322

SA (Distributor)

Buckford Illumination Group
0448 064 412

TAS (Distributor)

Southern Lighting
(03) 6231 5599

New Zealand

Auckland (Head Office)

Ground Floor,
82 Wyndham Street
Auckland Central 1010
0800 324 374

Wellington

021 597 900

Christchurch

Unit 4
107 Wrights Road
Christchurch 8024
021 655 609



MEMBER 2021/22

Proud member of



DESIGNED
TESTED
MANUFACTURED

