



Glare Reducing Delta Prisms



Exposed T-Bar

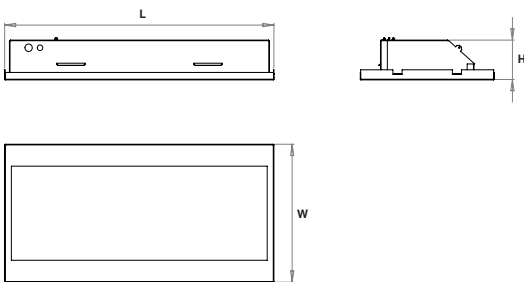


Key Family Details

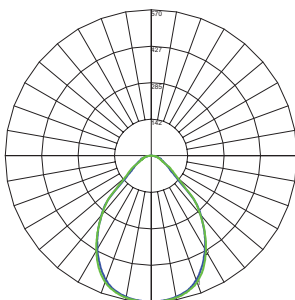
Optical System:	Delta diffuser and internal reflector
Mounting Type:	Exposed T-Bar
Colour Consistency Initial:	3 SDCM
Finish Options:	Standard White
System Warranty:	5 years
CRI (Ra):	90+
CCT:	4000K
R9:	67+
COI Compliant:	Yes
Melanopic Ratio	0.72

Mechanical Drawing

Physical Parameters	Luminaire Dimensions			Aperture Size		Cutout Size		Weight	
	Code	L [mm]	W [mm]	H [mm]	D [mm]	E [mm]	A _{cut} [mm]		B _{cut} [mm]
	EL-VER-2101-000	593	293	85	-	-	-	-	2.8
	EL-VER-2113-000	593	593	85	-	-	-	-	5.0
	EL-VER-2105-000	1193	293	85	-	-	-	-	5.0
	EL-VER-2106-000	1193	293	85	-	-	-	-	5.0
	EL-VER-2107-000	1193	293	85	-	-	-	-	5.0
	EL-VER-2110-000	1493	293	85	-	-	-	-	6.5
	EL-VER-2111-000	1493	293	85	-	-	-	-	6.5
	EL-ACC-210-000	Restraint Kit - 4 x gripple, 2 x 2m wire							

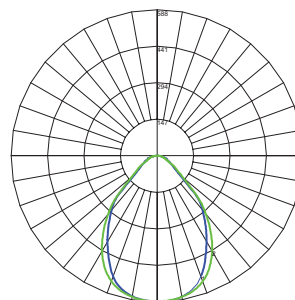


Polar Curve 600x600 940



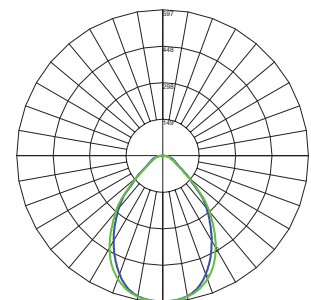
Maximum Candela = 570cd/klm
Located At Horizontal Angle = 67.5, Vertical Angle = 2

Polar Curve 1200x300 940



Maximum Candela = 588cd/klm
Located At Horizontal Angle = 90, Vertical Angle = .5

Polar Curve 1500x300 940



Maximum Candela = 597cd/klm
Located At Horizontal Angle = 90, Vertical Angle = .5

Application

The Vertex is positioned as an optimum solution for office and general lighting with high efficacy, exceptional lifetime and low glare values. CRI90+ as standard. Also suitable for locations where COI compliance is required.

Design

The electronic driver is mounted to the rear of the luminaire in an isolated thermal chamber. By separating the driver, the LEDs within the luminaire as well as the driver itself are kept at their lowest possible operating temperature. This ensures that the Vertex can offer the longest possible lifetime.

Optics

The combination of a Delta diffuser and a V-shaped internal reflector is used for optimal beam shaping.

Control

DALI and non-dimming versions as standard. Organic Response, Tuneable White (DALI Type 8) are available as options. Other options may be available through customisation.

Installation

Exposed T-bar as standard. Plaster recessed and Surface mount kits are available.

Emergency

Maintained non-monitored and Maintained DALI-monitored options available as standard. Other options may be available through customisation.

Note

- Narrower variants (100mm, 150mm, 200mm) available on request
- Wipedown version available on request



320 Lux Target Illuminance

Code	Power [W]	Systems Lumens [lm]	Luminaire Lumens [lm]	Efficacy [lm/W]	Size [mmxmm]	Spacing (h=2.7m) [m x m]	W/m ²	Calculated UGR max	LLMF TM21 L90 [hrs]	Lifetime TM21 L70 [hrs]
									LM80 duration: 12,000hrs	
EL-VER-2101-000	14	1750	1320	97	600x300	2.4 x 2.7 (equiv)	n/a	n/a	52,000	>72,000
EL-VER-2113-000	22	3050	2397	111	600x600	2.4 x 2.4	3.76	17.4	52,000	>72,000
EL-VER-2105-000	22	3100	2282	105	1200x300	2.4 x 2.4	3.77	17.1	52,000	>72,000
EL-VER-2106-000	25	3500	2578	105	1200x300	2.4 x 2.7	3.78	17.8	52,000	>72,000
EL-VER-2110-000	26	3875	2820	110	1500x300	3.0 x 2.4	3.57	17.6	52,000	>72,000
EL-VER-2111-000	28	4125	3092	110	1500x300	3.0 x 2.7	3.48	18.1	52,000	>72,000
EL-ACC-210-000	Restraint Kit - 4 x gripple, 2 x 2m wire									

400 Lux Target Illuminance

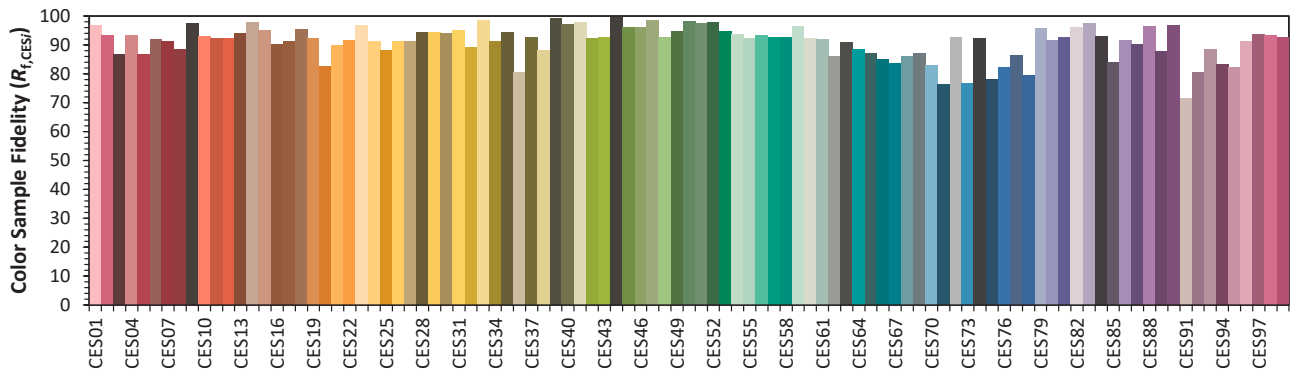
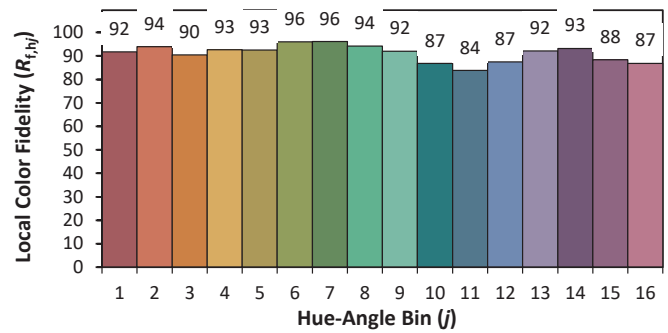
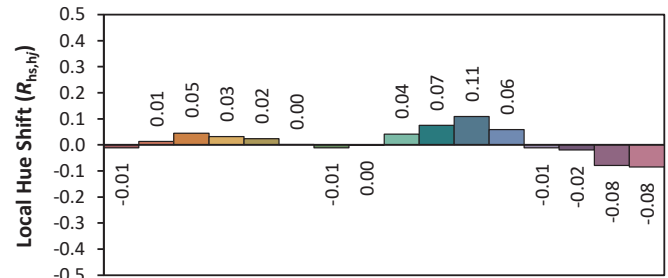
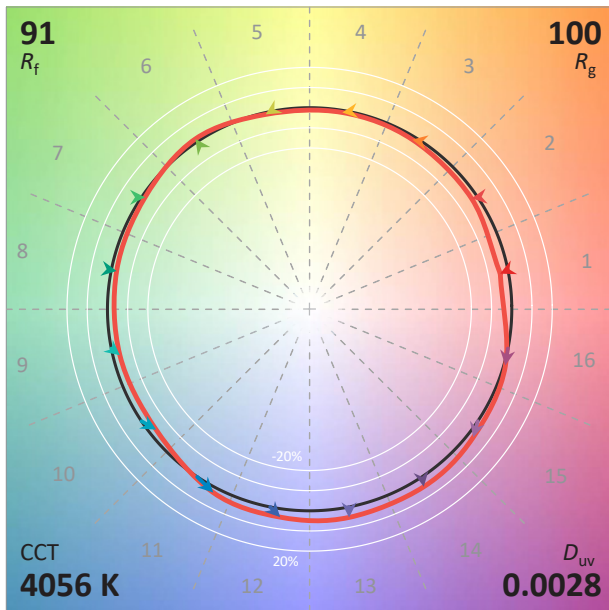
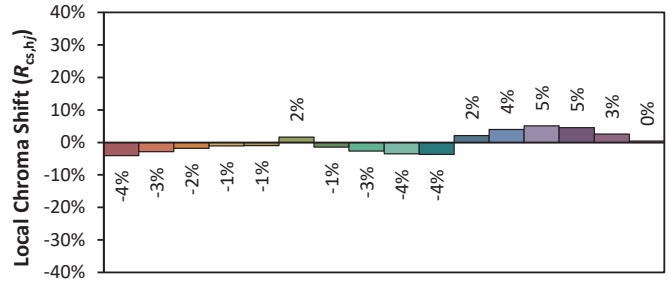
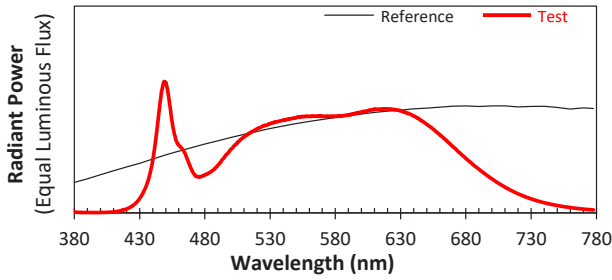
Code	Power [W]	Systems Lumens [lm]	Luminaire Lumens [lm]	Efficacy [lm/W]	Size [mmxmm]	Spacing (h=2.7m) [m x m]	W/m ²	Calculated UGR max*	LLMF TM21 L90 [hrs]	Lifetime TM21 L70 [hrs]
									LM80 duration: 12,000hrs	
EL-VER-2107-000	28	4000	2969	105	1200x300	2.4 x 2.4	4.92	18.0	52,000	>72,000
EL-ACC-210-000	Restraint Kit - 4 x gripple, 2 x 2m wire									

Design Parameters: LLF=0.80 (Nominal), Room Reflectances (C/W/F): 0.70/0.50/0.20, Ceiling height=2.7m, Eh @0.72m AFFL.

Wiring options	Suffix
Standard	-000
DALI/STD terminal block	-200
Tuneable White (DALI Type 8)	-220
Maintained emergency	-800
DALI monitored emergency	-801
Organic Response (SN3)	-950

TM-30-18 Colour Rendition Report

EL-VER-2113 - 22W 3050LM 940 600x600



Notes: This is a recommended method for displaying ANSI/IES TM-30-18 information.

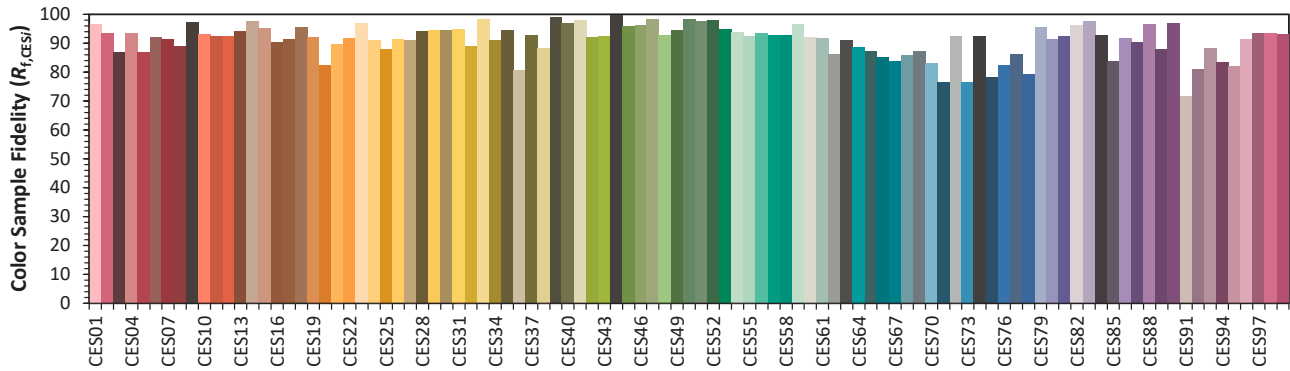
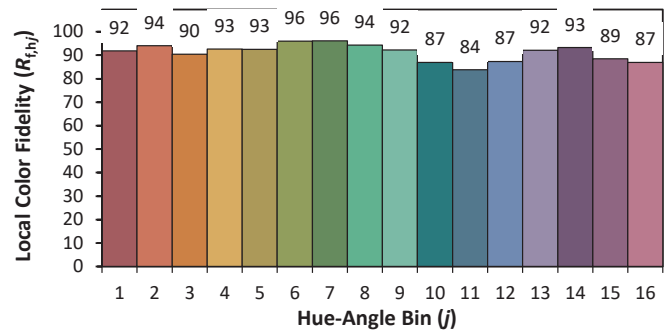
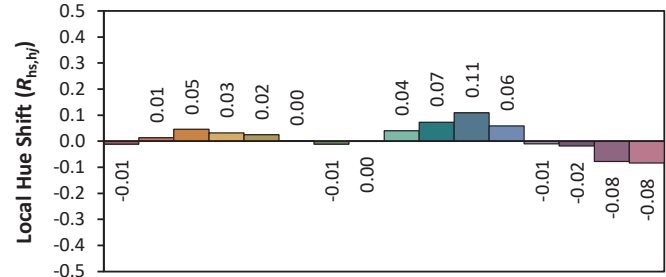
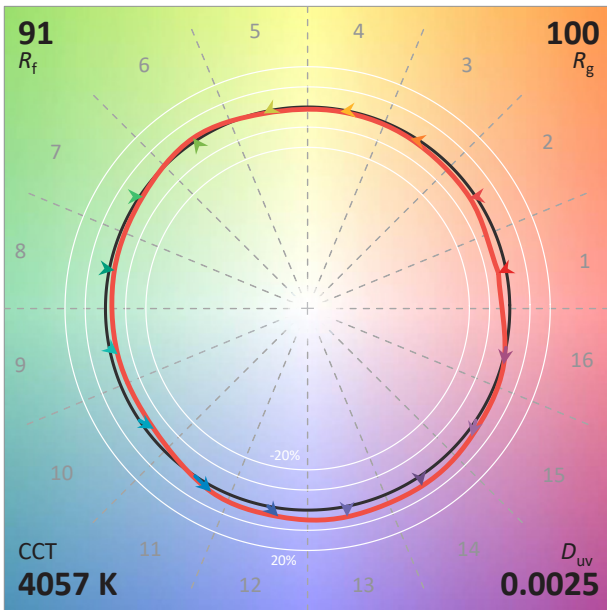
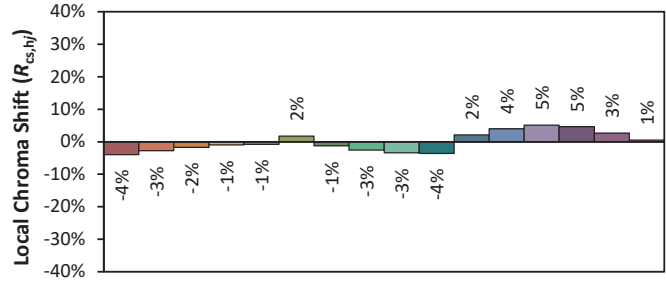
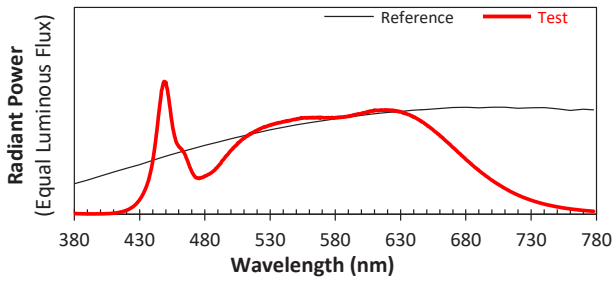
x 0.3798
 y 0.3823
 u' 0.2225
 v' 0.5039

CIE 13.3-1995
 (CRI)
 R_a 92
 R_g 68

Colors are for visual orientation purposes only. Created with the ANSI/IES TM-30-18 Calculator Version 2.00.

TM-30-18 Colour Rendition Report

EL-VER-2105 - 22W 3100LM 940 1200x300



Notes: This is a recommended method for displaying ANSI/IES TM-30-18 information.

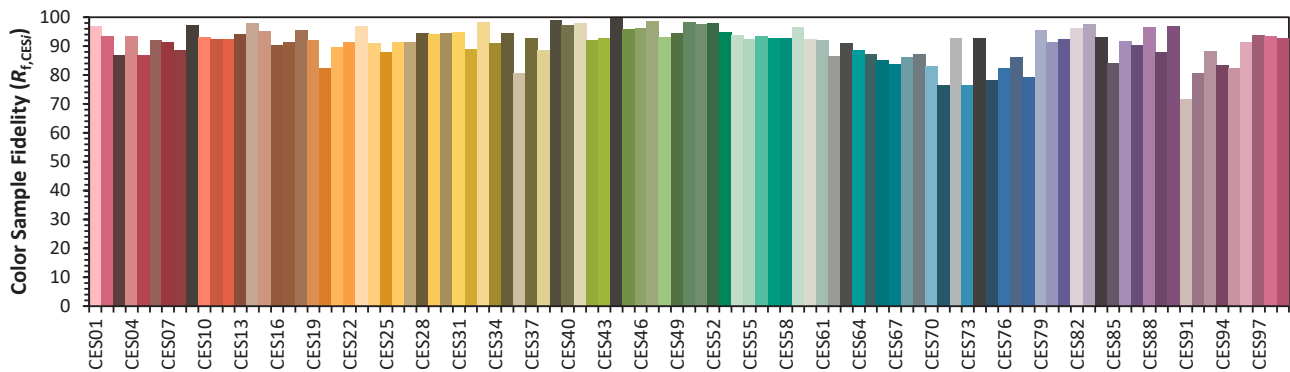
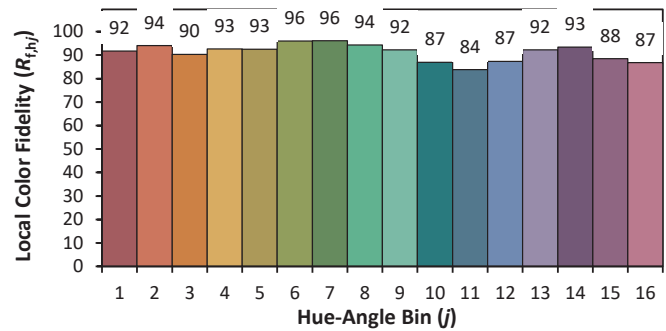
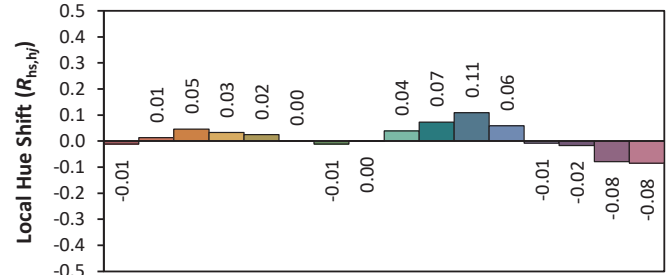
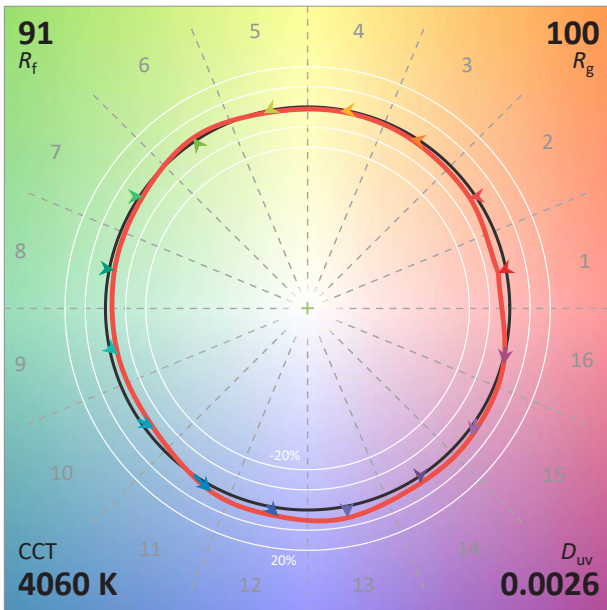
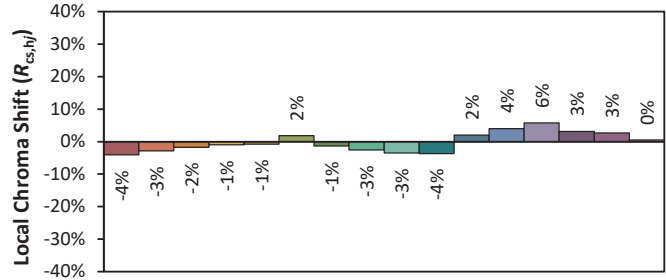
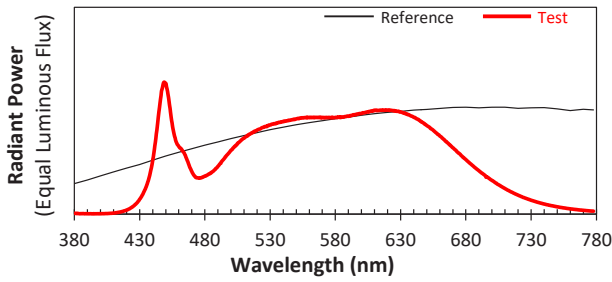
x 0.3796
 y 0.3815
 u' 0.2227
 v' 0.5035

CIE 13.3-1995	
(CRI)	
R_a	92
R_g	69

Colors are for visual orientation purposes only. Created with the ANSI/IES TM-30-18 Calculator Version 2.00.

TM-30-18 Colour Rendition Report

EL-VER-2110 - 26W 3875LM 940 1500x300



Notes: This is a recommended method for displaying ANSI/IES TM-30-18 information.

x 0.3796
 y 0.3817
 u' 0.2226
 v' 0.5036

CIE 13.3-1995	
(CRI)	
R_a	92
R_g	68

Colors are for visual orientation purposes only. Created with the ANSI/IES TM-30-18 Calculator Version 2.00.