

Densus LED



Polycarbonate Clips with Security Torx screws.



Application

The Densus LED is a weather proof, vandal resistant and dust proof IP66 rated LED luminaire, suitable for most commercial and industrial applications.

Design

The LED boards used within the Densus LED are easily replaceable, allowing for easy maintenance and a reduced life cycle cost.

Optics

The Densus LED is particularly suited for underground car parks, where its wide beam distribution ensures that it provides excellent uniformity and illuminance levels on maximum mounting centres.

Control

Services such as Emergency and Sensors are integral to the luminaire.

Emergency

DALI monitored or non-monitored maintained emergency. Integral or remote.

Mounting Options

- Surface Mounted.
- Other options may be available via customisation.

Key Family Details

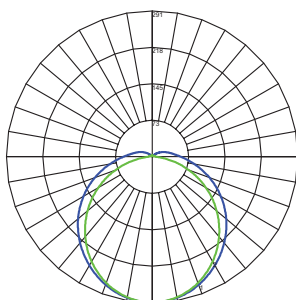
Optical System:	Polycarbonate diffuser/cover
Mounting Type:	Surface mounted
Colour Consistency Initial:	3 SDCM
Finish Options:	Grey
System Warranty:	5 years
CRI (Ra):	80+ (CRI90+ available via customisation)
CCT:	4000K
R9:	0+
COI Compliant:	No (COI compliance available with CRI90+ option)
Melanopic Ratio	0.65+
Operating Temperature Range	-5°C to +40°C

Mechanical Drawing

Physical Parameters	Luminaire Dimensions			Weight
	L [mm]	W [mm]	H [mm]	
Code				[kg]
EL-DENL-2103-000	680	150	100	1.8
EL-DENL-2104-000	680	150	100	1.8
EL-DENL-2100-000	1280	150	100	3.5
EL-DENL-2101-000	1280	150	100	3.5
EL-DENL-2102-000	1280	150	100	3.5

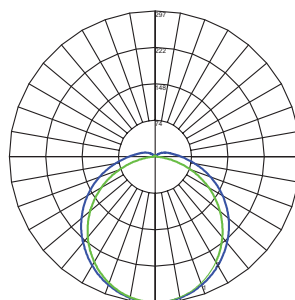


Polar Curve 680x150 840



Maximum Candela = 290cd/klm
Located At Horizontal Angle = 90, Vertical Angle = 1.5

Polar Curve 1280x150 840



Maximum Candela = 297cd/klm
Located At Horizontal Angle = 90, Vertical Angle = 1

Densus LED



Optical Performance

Code	Power [W]	Systems Lumens [lm]	Luminaire Lumens [lm]	Efficacy [lm/W]	Size [mmxmm]	Spacing (h=2.7m) [m x m]	W/m ²	Calculated UGR max	LLMF TM21 L90 [hrs]	Lifetime TM21 L70 [hrs]
									LM80 duration: 12,000hrs	
EL-DENL-2103-000	9	1250	1020	112	680x150	n/a	n/a	n/a	43,000	>72,000
EL-DENL-2104-000	21	3500	2721	129	680x150	n/a	n/a	n/a	43,000	>72,000
EL-DENL-2100-000	19	3200	2510	129	1280x150	n/a	n/a	n/a	43,000	>72,000
EL-DENL-2101-000	30	4850	3850	129	1280x150	n/a	n/a	n/a	43,000	>72,000
EL-DENL-2102-000	39	6980	5265	136	1280x150	n/a	n/a	n/a	43,000	>72,000

Wiring options

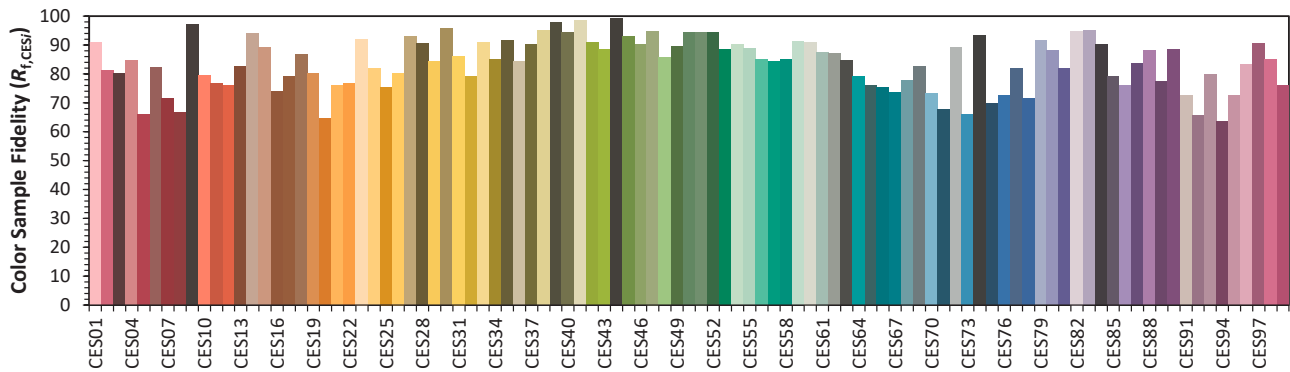
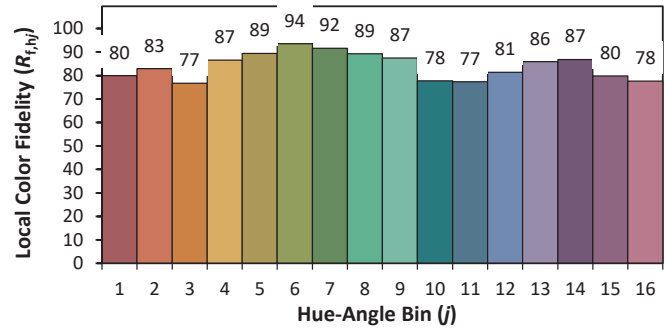
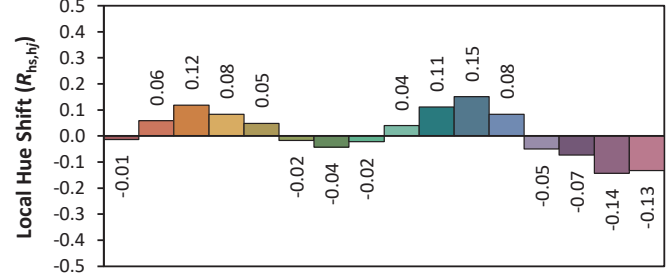
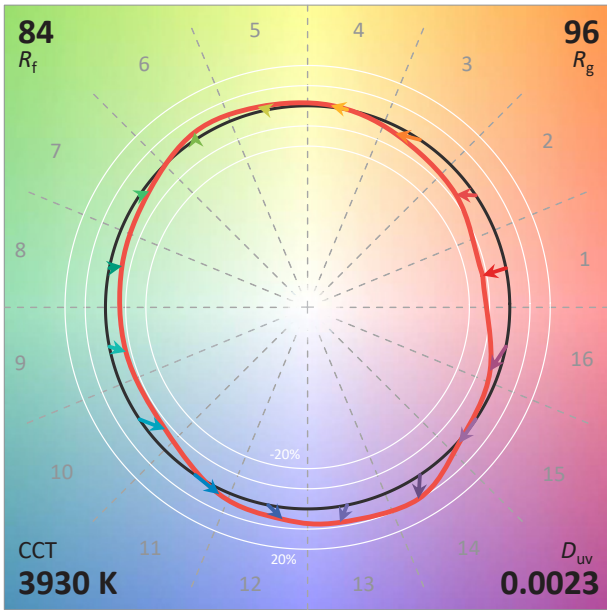
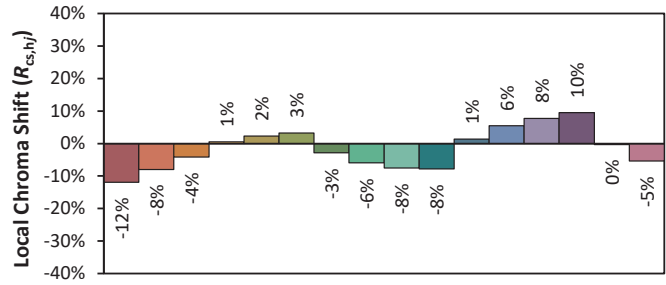
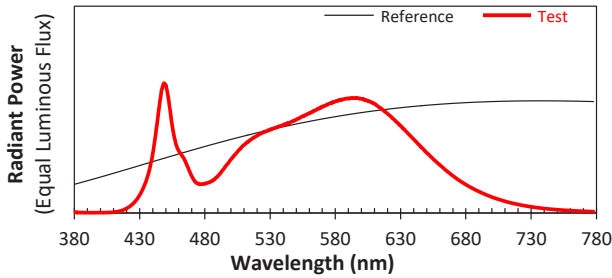
Suffix

Standard	-000
DALI/STD terminal block	-200
STD Maintained - Non Monitored EMG (Available only for 1280 x 150 versions)	-800
STD Maintained - DALI Monitored EMG (Available only for 1280 x 150 versions)	-801
eSense SmartSwitch	-902
eSense Detect - On/Off Sensor	-910

Densus LED

TM-30-18 Colour Rendition Report

EL-DEN-2101 - 30W 4850LM 840 1280x150



Notes: This is a recommended method for displaying ANSI/IES TM-30-18 information.

x **0.3853**
 y **0.3846**
 u' **0.2252**
 v' **0.5057**

CIE 13.3-1995 (CRI)	
R_a	82
R_9	6

Colors are for visual orientation purposes only. Created with the ANSI/IES TM-30-18 Calculator Version 2.00.