



circadia

Light well. Work well.

2

3

Light well. Work well.




Light up life at work

Lighting is vital to human wellbeing and productivity. It can fundamentally influence us visually, biologically and emotionally. How we feel, and how we work.

Today's modern workforce expect offices that aren't just built for work. They want spaces built for wellness, creativity, culture and sustainability. Workplaces built for life.

circadia




LOW-GLARE
ILLUMINATION




MICROSTRUCTURE
FILM MATERIAL



WIDER
SPACING



MINIMAL ENERGY
CONSUMPTION



COST
EFFECTIVE



GENTLY CURVED
OPTICAL CHAMBERS

Circadia: designed for life.

Eagle Lighting Australia is proud to introduce Circadia – a new premium office lighting option designed for workplace wellness, productivity and sustainability.

With a diffuse perimeter component cushioning a central array of curved optical chambers, Circadia provides premium quality, low-glare illumination for the modern workplace.

Made from advanced microstructure film material that offers controlled batwing light distribution, Circadia allows for wider spacing

and fewer luminaires in your lighting array, making it a cost-effective solution for new fitout and retrofit projects alike.

Delivering a sense of comfort, wellbeing and harmony for occupants with minimal energy consumption, Circadia is the product of choice for asset owners looking to achieve or enhance the WELL, Green Star, NABERS or other sustainability performance rating of their buildings.

**Light well with Circadia.
Work well for life.**


Features & benefits


8

- High circadian stimulus values
- Designed for WELL v1, v2 and Green Star certification pathways
- CRI90+ as standard with R9>50
- COI (Cyanosis Observation Index) compliant (CCT 4000K)
- Innovative optical chamber design delivers optimal wide beam distribution with extremely low glare
- Diffuse aperture for a pleasant transition between ceiling and light source while providing good vertical illuminance.
- Injection moulding of the central optical chamber ensures no 'light leakage'
- Very good initial and maintained colour consistency
- Exceeds BCA 2019/J6 requirements via optimised beam distribution
- Constant Light Output (CLO) feature ensures no lumen depreciation for the lifetime of the product
- L100B50 programmable up to 72khrs
- Customisable features such as length, output levels, control method and finish*.
- Optimised housing design
- Available with Tuneable White (DUO¹ & DUO²) or Organic Response.
- Available with black or white central optical chambers.

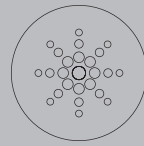
*Contact your Eagle Lighting Australia representative to discuss Circadia customisation options for your project.

9

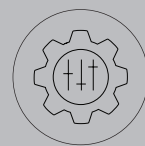




INJECTION
MOULDED OPTICAL
CHAMBERS

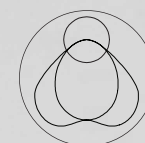


MICROSTRUCTURE
FILM MATERIAL

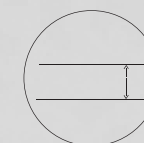


CUSTOMISABLE


Lights designed for life



BATWING
DISTRIBUTION



OPTIMISED
HOUSING DESIGN



The rhythm of light

Science has drawn direct connections between the visual and biological effects of light. Light synchronises our body clock (photo-entrainment of our circadian clock) and contributes to our overall wellbeing and health. Lighting is vital for a life lived well.

Circadia offers occupants superior circadian stimulus, thanks to full-spectrum, low glare light. Its biological benefits can be further enhanced through the integration of Tuneable White (see pages 18-19 for more on DUO¹ and DUO²).

Experience illumination

Modern office workers spend 90 percent of their weekdays indoors. Workplace lighting needs to be more than just functional.

Circadia not only meets traditional task-based illumination requirements but enhances occupants'

experience of their surroundings on a visual, biological and emotional level. Circadia provides illumination for productivity and wellbeing, helping to create an optimal working environment.

Its efficient design provides flexibility for wider luminaire spacing through microstructured material that delivers a controlled batwing distribution. This results in fewer luminaires required per area and a lower initial investment.




Performance meets sustainability

16

A key performance feature of Circadia is its advanced Constant Light Output (CLO) technology which automatically compensates for lumen depreciation over the entire lifecycle of the product.

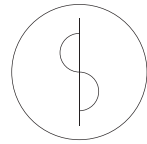
Pre-programmed at the time of manufacture, this 'set and forget' feature seamlessly reduces overall energy consumption delivering superior sustainability performance.




MINIMAL ENERGY CONSUMPTION

Circadia can be further enhanced with the addition of the Organic Response integrated sensor node.

Organic Response is an intelligent, scalable and wireless lighting control solution, which allows for further energy efficiency and occupant customisation, along with a range of other features and benefits.



COST EFFECTIVE



17

WELL Building Standard and Green Star

Buildings are a key lever through which we can improve workplace productivity, performance and sustainability, as recognised by the WELL and Green Star sustainability systems.

Circadia has been designed to align with these sustainability systems and specification pathways, so is a great choice for building owners and design-teams pursuing single or dual system certification.

For more information on dual certification please visit: standard.wellcertified.com/well-crosswalks

You're in control

Circadia has been designed with LED cluster technology, giving you the flexibility to achieve optimum tuneable white outcomes.

Tuneable White DUO¹

This version allows the central optical chambers and the diffuse perimeter component to be tuned in sync via DALI or wireless control.

Tuneable White DUO²

Pushing the boundaries of luminaire design, with DUO² the central optical chambers and diffuse perimeter component are independently tuneable.

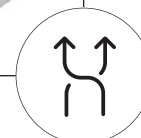
With DUO² the diffuse perimeter not only provides good vertical illuminance, but can be used as a tool to maintain a uniform look across the room by setting the colour temperature of the diffuse sections of all the luminaires to the same value. Individuals can then personalise their task lighting colour temperature freely (via central optical chambers).

Further personalisation of both the central optical chambers and diffuse perimeter components is possible via DALI or wireless control.

Tuneable White DUO¹

Inner and outer Tuneable White (1 channel) DUO¹

- Same together
- 2700-6500K, CRI90+
- Occupies 1 DALI Type 8 channel



Tuneable White DUO²

Inner and outer Tuneable White (2 channels) DUO²

- Independent of each other
- 2700-6500K, CRI90+
- Occupies 2 DALI Type 8 channels



Watch DUO¹ Video



Watch DUO² Video

Light well. Work well.

Featuring advanced LED technology, Circadia provides unmatched colour performance and flexibility.

With DUO1 the central optical chambers and diffuse

perimeter component can be tuned in sync from 2700-6500K, while with DUO2 (shown below) both light sources can be tuned independent of each other.




A version to suit every project

22

White optical chambers


- Fixed CCT
- DUO¹
- DUO²



Light well. Work well.

Black optical chambers

- Fixed CCT
- DUO¹
- DUO²



23



About Eagle Lighting Australia

EAGLE LIGHTING AUSTRALIA PUTS PEOPLE AT THE CENTRE OF LIGHTING SOLUTIONS.

We are passionate about collaborating with our clients to help them find the best lighting solution for their unique projects – carefully considering everyone, from the varied project stakeholders through to the end users.

Our high-quality, customisable and innovative lighting solutions, combined with leading-edge research and knowledgeable people, deliver outstanding outcomes for both indoor and outdoor environments.

We pride ourselves on our stable of leading global

brands, our in-house research and development (R&D), testing and manufacture of customisable luminaires, and our state-of-the-art facility in Melbourne.

We understand that providing the best lighting solutions requires expert consultation and lighting design, quality products and outstanding customer service. When you choose Eagle Lighting, you don't just get high quality lighting. You get a high standard of service and ongoing support.

As a Fagerhult Group company, our access to global experts and products offers a combined capability that is unmatched in Australia.



eaglelightingaustralia