

Nite Cell Lamp



Optical Performance

Code	Power [W]	Systems Lumens [lm]	Luminaire Lumens [lm]	Efficacy [lm/W]	Size [mmxmm]	Spacing	W/m2	Calculated UGR max	LLMF TM21 L90 [hrs]	Lifetime TM21 L70 [hrs]
LM80 duration: 12,000hrs										
EL-NCLL-1100-	6	794	305	55	365x165	n/a	n/a	n/a	43,000	>72,000

Wiring options

Suffix

Standard	-000
----------	------

Mounting options

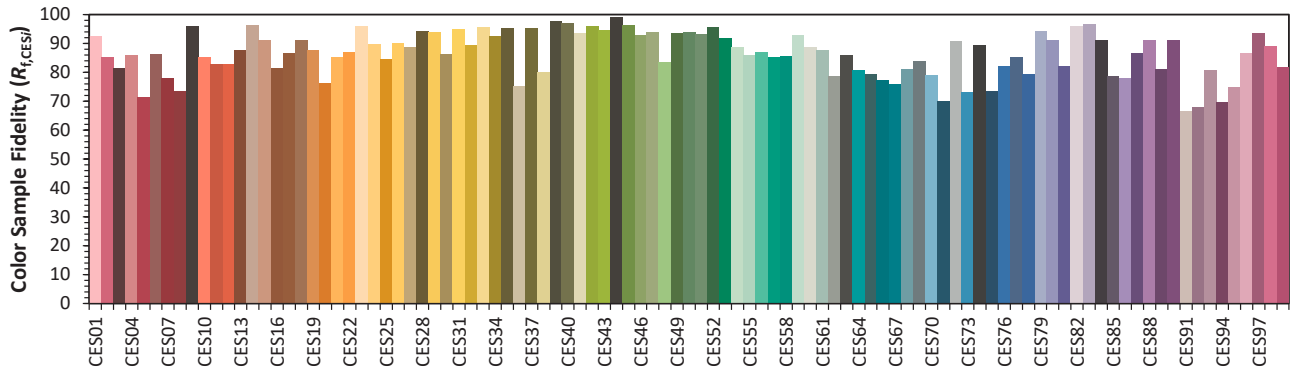
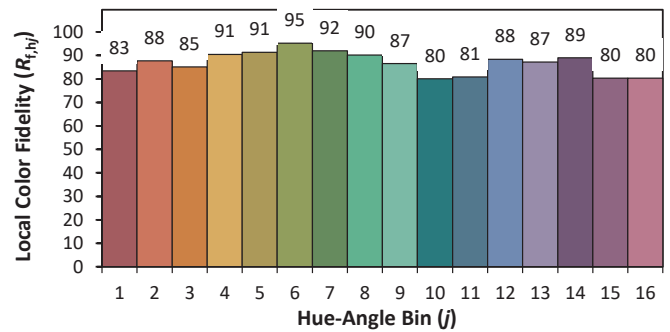
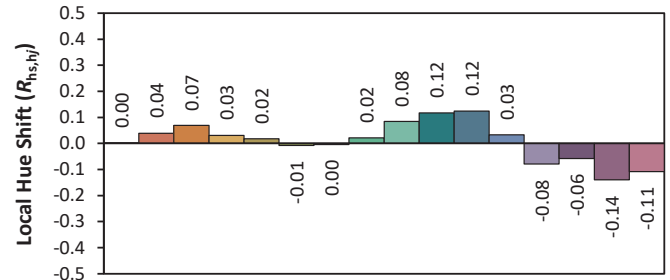
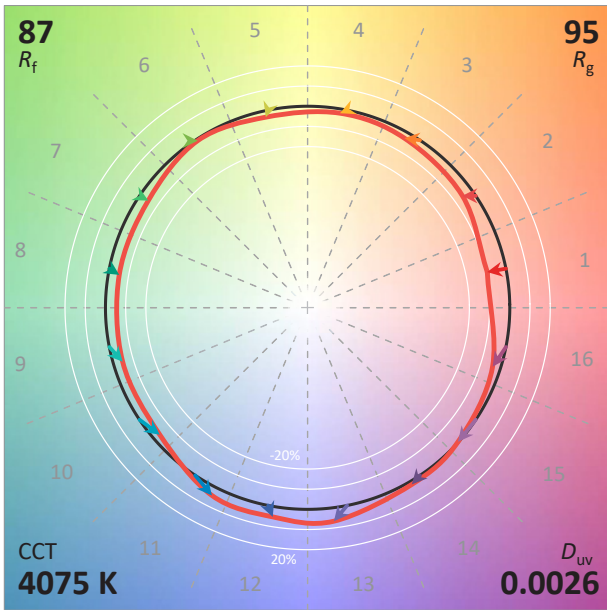
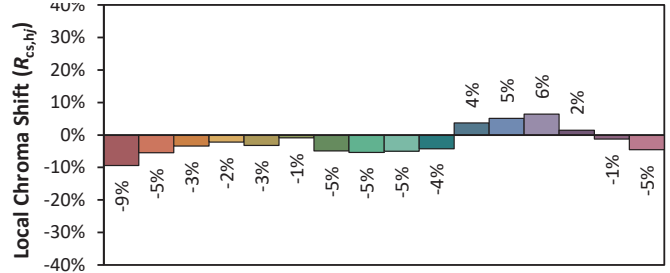
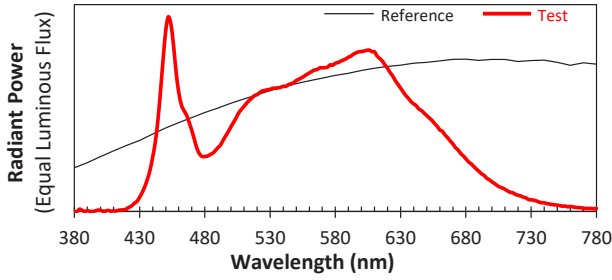
Suffix

Concrete Skin to suit Nite Cell	EL-ACC-NLS-000
---------------------------------	----------------

Nite Cell Lamp

TM-30-18 Colour Rendition Report

EL-NCL-1100 - 6W 794LM 840 365x165



Notes: This is a recommended method for displaying ANSI/IES TM-30-18 information.

x 0.3789
 y 0.3814
 u' 0.2223
 v' 0.5034

CIE 13.3-1995 (CRI)	
R_a	87
R_g	27

Colors are for visual orientation purposes only. Created with the ANSI/IES TM-30-18 Calculator Version 2.00.