








Concava

	Luminaire's light distribution is direct/indirect.
LED	Denotes which light source/light sources that can be supplied with the luminaire.
IP40 	IP Classification: Product is IP40: Protected against solid objects over 1mm (tools, wires and small wires).
	Class 1: Appliances with functioning insulation. Equipped with an earth termination.
	RISK OF FIRE: (a) The minimum clearance distance from the top of the luminaire to any normally flammable building element is 100mm. (b) The minimum clearance distance from the top of the luminaire to any building insulation is 100mm. (c) The minimum clearance distance from the side of the luminaire to any normally flammable building element is 100mm. (d) The minimum clearance distance from the side of the luminaire to any building insulation is 100mm. WARNING – RISK OF OVERHEATING OR FIRE IF THE CLEARANCE DISTANCES ARE COMPROMISED.
	RCM: Indicates a device's compliance with applicable ACMA technical standards.
	ESD: Personnel should be grounded when unpacking or handling the luminaire.
	High Voltage: Luminaire circuitry exceeds a forward voltage of 50V.

Important Information

Please read this guide carefully before installing or maintaining this equipment. Data should be used as an INDICATION only and good electrical practices should be followed at all times.

Must only be installed by a licensed electrician.

If the external flexible cable or cord of this luminaire is damaged, it shall be exclusively replaced by the manufacturer or their service agent or a similar qualified person in order to avoid a hazard.

For indoor use only.

A qualified electrician, in accordance with AS/NZS 3000:2007 wiring regulations should carry out connection to mains wiring.

This unit must be EARTHED.

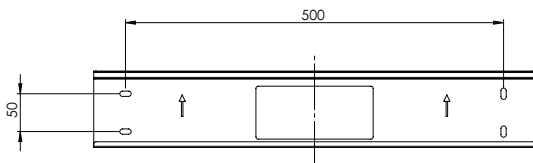
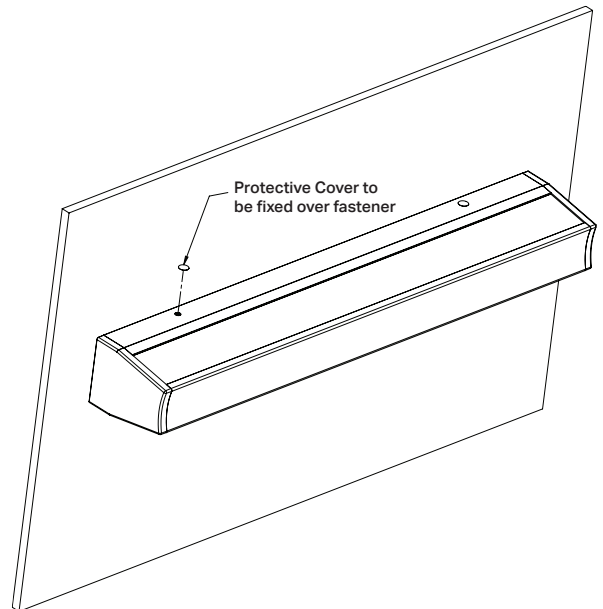
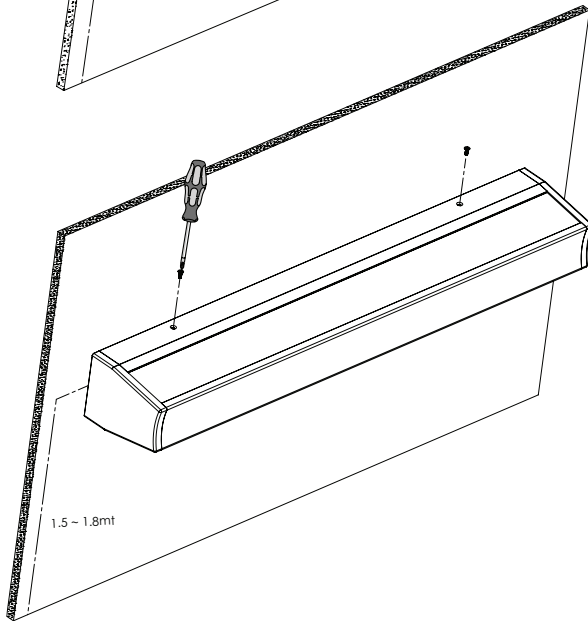
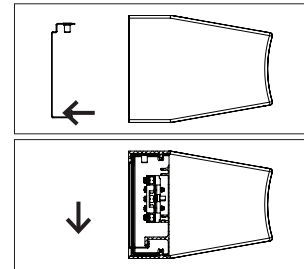
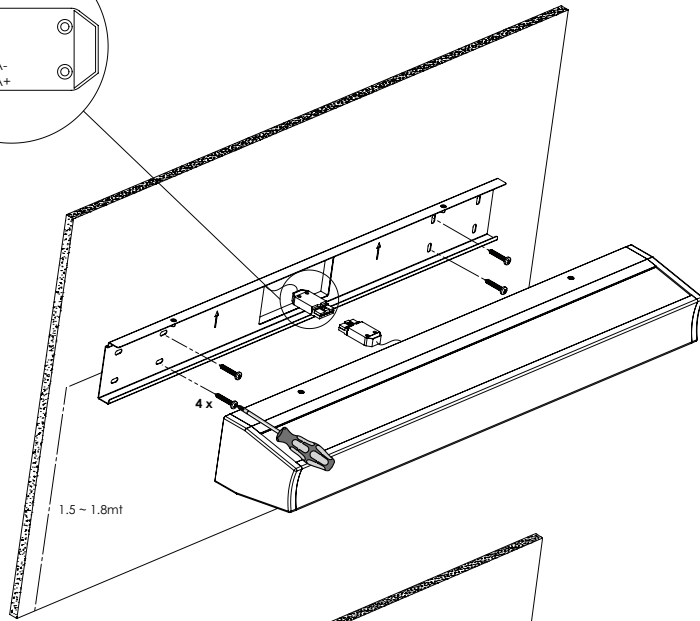
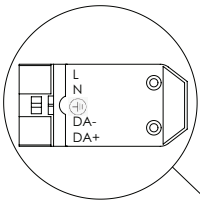
Ensure that the rated voltage and frequency requirements are compatible with the available mains supply, 220-240V 50Hz.

Cleaning of reflectors and lenses should be carried out using clean, soft and lint free cloths and anti-static cleaning fluid.

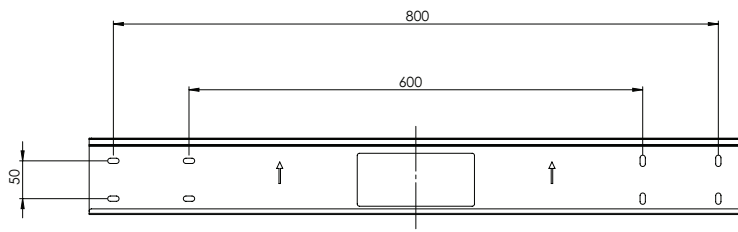
Do not carry out high voltage insulation test i.e. 500/1000V this may damage the fixtures electrical components.

This installation instruction is relevant to the standard version of the above family. Customised variants may have mechanical changes or may have changed mounting procedures.

Concava



Wall Mounting Plate
to Suit Concava 600mm



Wall Mounting Plate
to Suit Concava 900mm

This installation instruction is relevant to the standard version of the above family. Customised variants may have mechanical changes or may have changed mounting procedures.